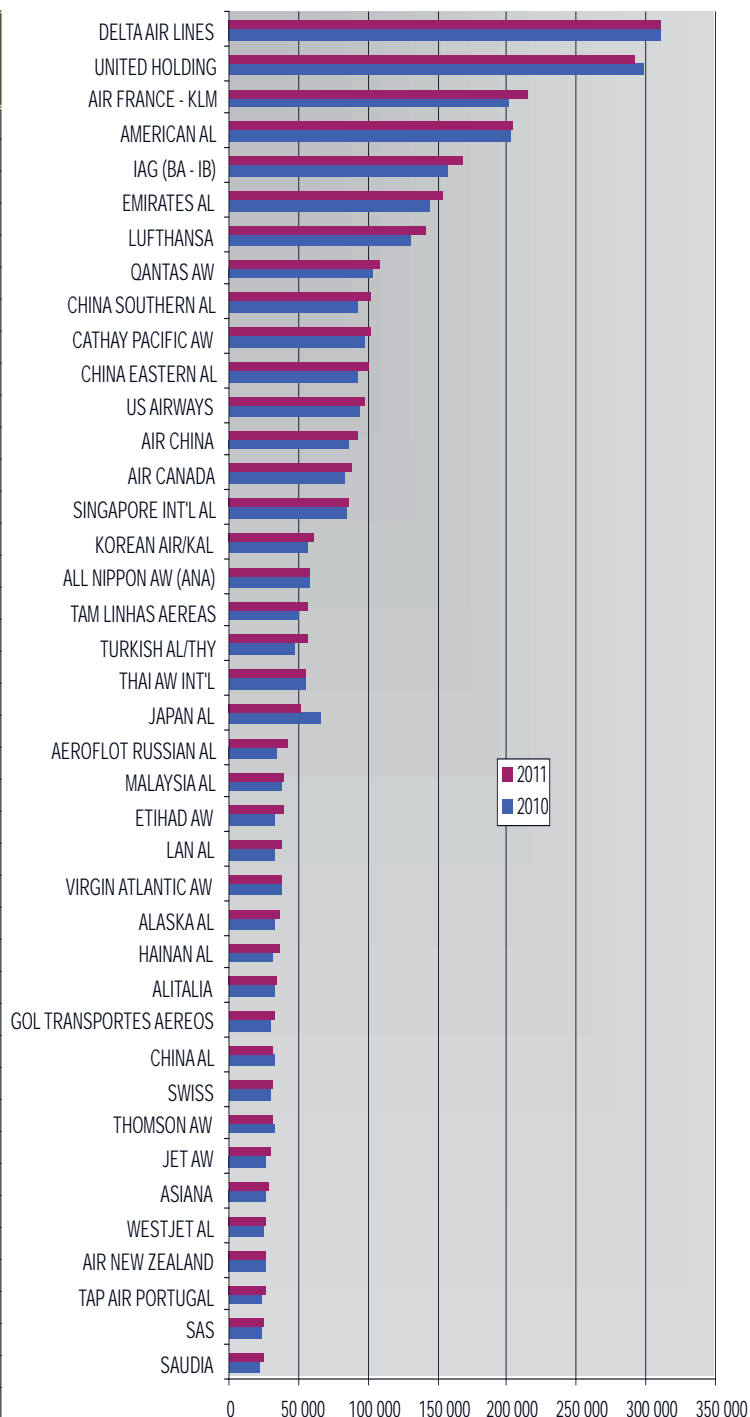


## Main airlines' traffic 1<sup>st</sup> quarter 2012

Airlines	RPK* (millions) 2011	11/10 (%)	1st quarter 12/11 (%)
DELTA AIR LINES	310 228	-0,2	1,0
UNITED HOLDING	292 520	-1,7	0,1
AIR FRANCE - KLM	214 956	6,9	7,2
AMERICAN AL	203 491	0,8	2,7
IAG (BA - IB)	168 065	7,2	3,7
EMIRATES AL	160 446	9,8	19,7**
LUFTHANSA	141 055	8,8	7,0
QANTAS AW	108 847	4,8	8,8
CHINA SOUTHERN AL	101 637	9,9	34,5**
CATHAY PACIFIC AW	101 535	5,1	2,3
CHINA EASTERN AL	100 744	8,3	5,3
US AIRWAYS	97 815	3,1	5,4
AIR CHINA	93 185	8,1	4,1
AIR CANADA	87 280	4,1	4,8
SINGAPORE INT'L AL	86 400	1,8	6,9
KOREAN AIR/KAL	64 843	7,1	9,6
ALL NIPPON AW (ANA)	58 404	-0,6	11,9
TAM LINHAS AEREAS	56 714	12,0	3,2
TURKISH AL/THY	56 659	22,3	33,5
THAI AW INT'L	55 267	-0,7	4,9
JAPAN AL	51 630	-21,8	7,2
AEROFLOT RUSSIAN AL	42 021	20,8	22,9
MALAYSIA AL	39 731	5,0	-1,2
ETIHAD AW	38 700	15,9	25,0**
LAN AL	38 423	15,9	13,9
VIRGIN ATLANTIC AW	38 038	-0,3	6,4
ALASKA AL	36 349	11,0	6,8
HAINAN AL	35 661	10,9	1,0**
ALITALIA	34 544	5,0	7,3**
GOL TRANSPORTES AEREOS	33 266	8,7	-5,5
CHINA AL	31 798	-1,4	4,1
SWISS	31 606	7,1	3,5
THOMSON AW	31 488	-3,7	2,7
JET AW	29 105	11,0	22,4
ASIANA**	28 535	6,9	12,0
WESTJET AL	27 183	8,2	10,1
AIR NEW ZEALAND	26 631	0,0	-1,3
TAP AIR PORTUGAL	25 945	9,7	7,7**
SAS	24 838	5,7	7,7
SAUDIA**	25 563	17,0	25,5
<b>IATA</b>		<b>5,9</b>	<b>7,4</b>



### Main low cost airlines

Airlines	Pax (thousands) 2011**	11/10 (%)	1st quarter 12/11 (%)
SOUTHWEST AL	135 270	3,3	39,1
RYANAIR	76 416	5,1	-3,1
EASYJET AL	55 468	11,6	2,7
AIR BERLIN	35 548	5,8	-5,3
JETBLUE AW	26 370	8,7	13,5

IATA (International Air Transport Association) represents some 230 airlines comprising 93% of scheduled international air traffic.

\* Revenue Passenger Kilometers measures actual passenger traffic

\*\* International only

## Actual and planned fleet\* (April 2012)

AEROFLOT RUSSIAN AL	Model	In Serv.	Ord./Opt.
	Airbus A319	15	
	Airbus A320	43	5
	Airbus A321-200	20	6
	Airbus A330-200	5	
	Airbus A330-300	10	7
	Airbus A350-800		18
	Airbus A350-900		4
	Boeing (Douglas) MD-11F	3	
	Boeing 737-700		15
	Boeing 737-800		25
	Boeing 737-900		10
	Boeing 767-300	9	
	Boeing 777-300		16
	Boeing 787-800		22
	Ilyushin Il-96-300	6	6
	IRKUT MS21-200		15
	IRKUT MS21-300		35
	Sukhoi SSJ 100-95B	6	24
<b>Total</b>		<b>117</b>	<b>208</b>
AIR BERLIN	Model	In Serv.	Ord./Opt.
	Airbus A319	8	
	Airbus A320	30	
	Airbus A321-200	11	
	Airbus A330-200	12	
	Airbus A330-300	2	
	Boeing 737-700	11	
	Boeing 737-800	35	46
	Boeing 787-800		18
<b>Total</b>		<b>109</b>	<b>64</b>
AIR Canada	Model	In Serv.	Ord./Opt.
	Airbus A319	39	
	Airbus A320	37	
	Airbus A321-200	10	
	Airbus A330-300	8	
	Boeing 767-200	8	
	Boeing 767-300	30	
	Boeing 777-200	6	
	Boeing 777-300	12	2
	Boeing 787-800		37
	Embraer ERJ-175	15	
	Embraer ERJ-190	45	
<b>Total</b>		<b>210</b>	<b>39</b>
AIR CHINA	Model	In Serv.	Ord./Opt.
	Airbus A319	33	
	Airbus A320	21	13
	Airbus A321-100		5
	Airbus A321-200	34	5
	Airbus A330-200	23	8
	Airbus A330-300	6	7
	Airbus A340-300	6	
	Airbus A350-900		10
	Boeing 737-300	22	
	Boeing 737-700	18	3
	Boeing 737-800	80	38
	Boeing 747-400	9	
	Boeing 757-200	9	
	Boeing 767-300	3	
	Boeing 777-200	10	
	Boeing 777-300	5	14
	Boeing 787-900		15
<b>Total</b>		<b>279</b>	<b>118</b>

AIR France	Model	In Serv.	Ord./Opt.
	Airbus A318	18	
	Airbus A319	44	
	Airbus A320	61	5
	Airbus A321-100	5	
	Airbus A321-200	20	
	Airbus A330-200	15	
	Airbus A340-300	15	
	Airbus A380-800	6	6
	Boeing 747-400	10	
	Boeing 747-400ERF	3	
	Boeing 777-200	25	
	Boeing 777-300	34	7
	Boeing 777-F	2	
<b>Total</b>		<b>258</b>	<b>18</b>
AIR NEW ZEALAND	Model	In Serv.	Ord./Opt.
	Airbus A320	16	10
	ATR 72-600		7
	Boeing 737-300	14	
	Boeing 747-400	4	
	Boeing 767-300	5	
	Boeing 777-200	8	
	Boeing 777-300	5	
	Boeing 787-900		10
<b>Total</b>		<b>52</b>	<b>27</b>
ALASKA AL	Model	In Serv.	Ord./Opt.
	Boeing 737-400	30	
	Boeing 737-700	17	
	Boeing 737-800	60	4
	Boeing 737-900	12	19
<b>Total</b>		<b>119</b>	<b>23</b>
ALITALIA	Model	In Serv.	Ord./Opt.
	Airbus A319	17	5
	Airbus A320	58	26
	Airbus A321-100	23	0
	Airbus A330-200	8	2
	Airbus A350-800	0	12
	Boeing (Douglas) MD-82	19	0
	Boeing 767-300	4	0
	Boeing 777-200	10	0
	Cessna 550 Citation II	1	0
	Dassault Falcon 2000	1	0
	Dassault Falcon 20F-5B	1	0
	Embraer ERJ-175	0	11
	Embraer ERJ-190	0	1
<b>Total</b>		<b>142</b>	<b>57</b>
ALL NIPPON AW (ANA)	Model	In Serv.	Ord./Opt.
	Airbus A320	25	
	Boeing 737-500	1	
	Boeing 737-700	2	
	Boeing 737-800		10
	Boeing 747-400	8	
	Boeing 767-300	67	
	Boeing 777-200	23	5
	Boeing 777-300	26	
	Boeing 787-800	5	35
	Boeing 787-900		15
	Mitsubishi MRJ 90		15
<b>Total</b>		<b>157</b>	<b>80</b>

## Enac Air Transport Data

AMERICAN AL	Model	In Serv.	Ord./Opt.
	Airbus A300B4-600	1	
	Boeing (Douglas) MD-82	157	
	Boeing (Douglas) MD-83	87	
	Boeing 737-800	173	133
	Boeing 757-200	123	
	Boeing 767-200	15	
	Boeing 767-300	58	
	Boeing 777-200	47	6
	Boeing 777-300		7
<b>Total</b>		<b>661</b>	<b>146</b>
ASIANA	Model	In Serv.	Ord./Opt.
	Airbus A320	11	
	Airbus A321-100	2	
	Airbus A321-200	14	2
	Airbus A330-300	10	
	Airbus A350-1000		10
	Airbus A350-800		8
	Airbus A350-900		12
	Airbus A380-800		6
	Boeing 737-400	3	
	Boeing 747-400	4	
	Boeing 747-400EBDSF	4	
	Boeing 747-400EF	3	
	Boeing 747-400F	1	
	Boeing 767-300	8	
	Boeing 777-200	11	2
<b>Total</b>		<b>71</b>	<b>40</b>
BRITISH AW (BA)	Model	In Serv.	Ord./Opt.
	Airbus A318	2	
	Airbus A319	33	
	Airbus A320	41	
	Airbus A321-200	11	
	Airbus A380-800		12
	Boeing 737-400	19	
	Boeing 747-400	55	
	Boeing 767-300	21	
	Boeing 777-200	46	
	Boeing 777-300	6	
	Boeing 787-800		8
	Boeing 787-900		16
<b>Total</b>		<b>234</b>	<b>36</b>
CATHAY PACIFIC AW	Model	In Serv.	Ord./Opt.
	Airbus A330-300	34	18
	Airbus A340-300	11	
	Airbus A350-900		36
	Boeing 747-200F	2	
	Boeing 747-400	21	
	Boeing 747-400BCF	1	
	Boeing 747-400ERF	6	
	Boeing 747-400F	7	
	Boeing 747-467F	6	
	Boeing 747-800F	5	5
	Boeing 777-200	5	
	Boeing 777-300	38	24
	Boeing 777-F		8
<b>Total</b>		<b>136</b>	<b>91</b>
CHINA AL	Model	In Serv.	Ord./Opt.
	Airbus A330-300	22	2
	Airbus A340-300	6	
	Airbus A350-900		14
	Boeing 737-800	10	
	Boeing 747-400	13	
	Boeing 747-400F	20	
<b>Total</b>		<b>71</b>	<b>16</b>

CHINA EASTERN AL	Model	In Serv.	Ord./Opt.
	Airbus A300B4-600	7	0
	Airbus A319	15	15
	Airbus A320	117	30
	Airbus A321-200	22	23
	Airbus A330-200	9	12
	Airbus A330-300	15	
	Airbus A340-300	5	
	Airbus A340-600	5	
	AVIC I MA60	3	
	Boeing 737		45
	Boeing 737-300	5	
	Boeing 737-700	20	3
	Boeing 737-800	17	5
	Boeing 787-800		15
	Embraer ERJ-145	10	
<b>Total</b>		<b>250</b>	<b>148</b>
CHINA SOUTHERN AL	Model	In Serv.	Ord./Opt.
	Airbus A319	41	
	Airbus A320	79	26
	Airbus A321-200	57	20
	Airbus A330-200	13	3
	Airbus A330-300	8	6
	Airbus A380-800	3	2
	Boeing 737-300	25	
	Boeing 737-700	31	3
	Boeing 737-800	53	43
	Boeing 747-400F	2	
	Boeing 757-200	15	
	Boeing 777-200	10	
	Boeing 777-F	6	6
	Boeing 787-800		10
	Embraer ERJ-145	6	
	Embraer ERJ-190	9	11
<b>Total</b>		<b>358</b>	<b>130</b>
DELTA AIR LINES	Model	In Serv.	Ord./Opt.
	Airbus A319	57	5
	Airbus A320	69	2
	Airbus A330-200	11	
	Airbus A330-300	21	
	Boeing (Douglas) DC-9-15	1	
	Boeing (Douglas) DC-9-30	17	
	Boeing (Douglas) DC-9-51	34	
	Boeing (Douglas) MD-88	117	
	Boeing (Douglas) MD-90-30	52	
	Boeing 737-700	10	
	Boeing 737-800	73	
	Boeing 737-900		100
	Boeing 747-400	16	
	Boeing 757-200	175	
	Boeing 757-300	16	
	Boeing 767-300	80	
	Boeing 767-400	21	
	Boeing 777-200	18	
	Boeing 787-800		18
<b>Total</b>		<b>788</b>	<b>125</b>
EASYJET AL	Model	In Serv.	Ord./Opt.
	Airbus A319	151	
	Airbus A320	33	33
	Airbus A321-200		1
<b>Total</b>		<b>184</b>	<b>34</b>

EMIRATES AL	Model	In Serv.	Ord./Opt.
	Airbus A330-200	26	
	Airbus A340-300	8	
	Airbus A340-500	10	
	Airbus A350-1000		20
	Airbus A350-900		50
	Airbus A380-800	21	69
	Boeing 747-800F		10
	Boeing 777-200	19	
	Boeing 777-200F		5
	Boeing 777-300	79	84
	Boeing 777-F	4	4
<b>Total</b>		<b>167</b>	<b>242</b>
ETIHAD AW	Model	In Serv.	Ord./Opt.
	Airbus A319	2	
	Airbus A320	15	18
	Airbus A330-200	16	
	Airbus A330-200F	2	2
	Airbus A330-300	6	
	Airbus A340-500	4	
	Airbus A340-600	7	
	Airbus A350-1000		19
	Airbus A380-800		10
	Boeing 777-300	10	8
	Boeing 777-F	1	2
	Boeing 787-900		41
<b>Total</b>		<b>63</b>	<b>100</b>
GOL TRANSPORTES AEREOS	Model	In Serv.	Ord./Opt.
	Boeing 737-700	34	
	Boeing 737-800	67	94
<b>Total</b>		<b>101</b>	<b>94</b>
HAINAN AL	Model	In Serv.	Ord./Opt.
	Airbus A319	2	1
	Airbus A320	3	11
	Airbus A330-200	6	
	Airbus A330-300	4	
	Airbus A340-600	3	
	Boeing 737-400	6	
	Boeing 737-700	2	
	Boeing 737-800	67	7
	Boeing 767-300	3	
	Boeing 787-800		10
	Embraer ERJ-190		6
<b>Total</b>		<b>96</b>	<b>35</b>
IBERIA	Model	In Serv.	Ord./Opt.
	Airbus A319	19	2
	Airbus A320	33	17
	Airbus A321-200	19	
	Airbus A330-300		8
	Airbus A340-300	19	
	Airbus A340-600	17	
<b>Total</b>		<b>107</b>	<b>27</b>
JAPAN AL	Model	In Serv.	Ord./Opt.
	Boeing (Douglas) MD-90-30	13	
	Boeing 737-800	13	5
	Boeing 767-300	49	
	Boeing 777-200	26	
	Boeing 777-300	20	
	Boeing 787-800	2	23
	Boeing 787-900		20
<b>Total</b>		<b>123</b>	<b>48</b>

JET AW	Model	In Serv.	Ord./Opt.
	Airbus A330-200	12	5
	ATR 72-500	20	
	ATR 72-600		5
	Boeing 737-700	20	
	Boeing 737-800	54	45
	Boeing 737-900	4	
	Boeing 777-300	5	
	Boeing 787-800		10
<b>Total</b>		<b>115</b>	<b>65</b>
JETBLUE AW	Model	In Serv.	Ord./Opt.
	Airbus A320	121	60
	Airbus A321-200		30
	Embraer ERJ-190	51	33
<b>Total</b>		<b>172</b>	<b>123</b>
KLM/ROYAL DUTCH AL	Model	In Serv.	Ord./Opt.
	Airbus A330-200	11	
	Airbus A330-300	2	1
	Boeing (Douglas) MD-11	10	
	Boeing 737-300	1	
	Boeing 737-400	4	
	Boeing 737-700	18	
	Boeing 737-800	23	
	Boeing 737-900	5	
	Boeing 747-400	22	
	Boeing 777-200	15	
	Boeing 777-300	5	2
<b>Total</b>		<b>116</b>	<b>3</b>
KOREAN AIR/KAL	Model	In Serv.	Ord./Opt.
	Airbus A300B4-600	7	
	Airbus A330-200	7	7
	Airbus A330-300	16	1
	Airbus A380-800	5	5
	Boeing 737-800	20	2
	Boeing 737-900	18	4
	Boeing 747-400	16	
	Boeing 747-400B5BCF	7	
	Boeing 747-400B5ERF	8	
	Boeing 747-400B5F	9	
	Boeing 747-800		5
	Boeing 747-800F	1	6
	Boeing 777-200	18	
	Boeing 777-300	13	5
	Boeing 777-F	1	4
	Boeing 787-900		10
	Bombardier CSeries CS300		10
	Cessna 560 Citation V	4	
<b>Total</b>		<b>150</b>	<b>59</b>
LAN AL	Model	In Serv.	Ord./Opt.
	Airbus A318	10	
	Airbus A319	15	7
	Airbus A320	20	72
	Airbus A321-200		10
	Airbus A340-300	5	
	Boeing 767-300	26	13
	Boeing 787-800		22
	Boeing 787-900		10
<b>Total</b>		<b>76</b>	<b>134</b>

\* Source : ENAC Air Transport Data / JP fleet

LUFTHANSA	Model	In Serv.	Ord./Opt.
	Airbus A319	32	4
	Airbus A320	46	52
	Airbus A321		5
	Airbus A321-100	20	
	Airbus A321-200	39	5
	Airbus A330-300	15	4
	Airbus A340-300	26	
	Airbus A340-600	24	
	Airbus A380-800	8	9
	Boeing 737-300	33	
	Boeing 737-500	23	
	Boeing 747-400	28	
	Boeing 747-800		20
	Embraer ERJ-195		6
<b>Total</b>		<b>294</b>	<b>105</b>
MALYSIAN AL	Model	In Serv.	Ord./Opt.
	Airbus A330-200	4	
	Airbus A330-200F	2	1
	Airbus A330-300	14	9
	Airbus A380-800		6
	Boeing 737-400	36	
	Boeing 737-800	24	37
	Boeing 747-400	10	
	Boeing 747-400F	2	
	Boeing 777-200	17	
<b>Total</b>		<b>109</b>	<b>53</b>
QANTAS AW	Model	In Serv.	Ord./Opt.
	Airbus A330-200	8	
	Airbus A330-300	10	
	Airbus A380-800	12	8
	Boeing 737-400	16	
	Boeing 737-800	50	11
	Boeing 747-400	26	
	Boeing 767-300	23	
	Boeing 787-800		15
	Boeing 787-900		20
	Bombardier DHC-8-400		3
<b>Total</b>		<b>145</b>	<b>57</b>
RYANAIR	Model	In Serv.	Ord./Opt.
	Boeing 737-800	294	15
<b>Total</b>		<b>294</b>	<b>15</b>
SAS	Model	In Serv.	Ord./Opt.
	Airbus A319	4	
	Airbus A320	2	30
	Airbus A321-200	8	
	Airbus A330-300	4	
	Airbus A340-300	7	
	Boeing (Douglas) MD-82	24	
	Boeing (Douglas) MD-83	1	
	Boeing (Douglas) MD-87	12	
	Boeing 737-400	3	
	Boeing 737-500	6	
	Boeing 737-600	28	
	Boeing 737-700	20	
	Boeing 737-800	20	5
	Bombardier CRJ-900	12	
	Bombardier DHC-8-400	2	
<b>Total</b>		<b>153</b>	<b>35</b>

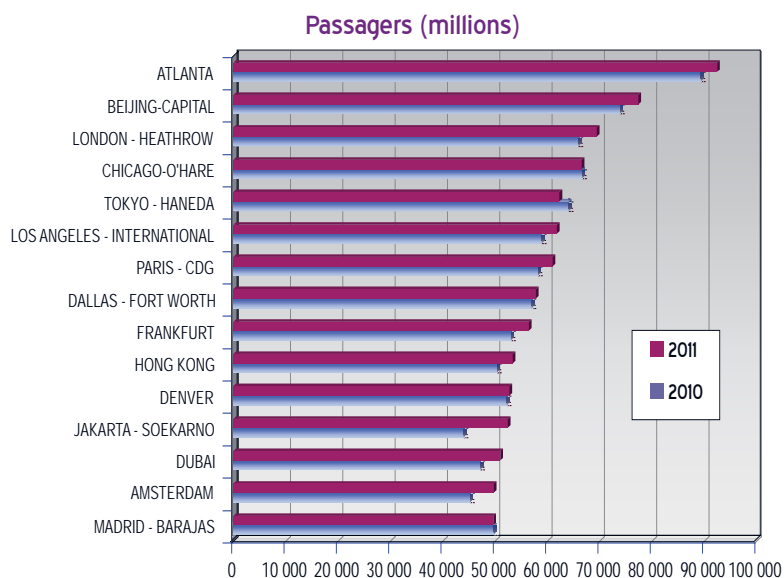
SAUDIA	Model	In Serv.	Ord./Opt.
	Airbus A320	34	1
	Airbus A321-200	10	5
	Airbus A330-300	8	4
	Boeing (Douglas) MD-11F	4	
	Boeing (Douglas) MD-90-30	28	
	Boeing 747-100	5	
	Boeing 747-300	8	
	Boeing 747-400	4	
	Boeing 747SP-68	1	
	Boeing 777-200	23	
	Boeing 777-300	4	16
	Boeing 787-900		8
	Embraer ERJ-170	15	
<b>Total</b>		<b>144</b>	<b>34</b>
SINGAPORE INT'L AL	Model	In Serv.	Ord./Opt.
	Airbus A330-300	19	15
	Airbus A340-500	5	
	Airbus A350-900		20
	Airbus A380-800	16	3
	Boeing 747-400	2	
	Boeing 777-200	33	
	Boeing 777-300	28	8
	Boeing 787-900		20
<b>Total</b>		<b>103</b>	<b>66</b>
SOUTHWEST AL	Model	In Serv.	Ord./Opt.
	Boeing 717-200	88	
	Boeing 737 MAX		150
	Boeing 737-300	164	
	Boeing 737-500	25	
	Boeing 737-700	424	126
	Boeing 737-800	2	74
<b>Total</b>		<b>703</b>	<b>350</b>
SWISS	Model	In Serv.	Ord./Opt.
	Airbus A319	7	
	Airbus A320	24	1
	Airbus A321-100	6	
	Airbus A321-200	1	2
	Airbus A330-200	1	
	Airbus A330-300	12	3
	Airbus A340-300	15	
	Bombardier CSeries CS100		30
<b>Total</b>		<b>66</b>	<b>36</b>
TAM LINHAS AEREAS	Model	In Serv.	Ord./Opt.
	Airbus A319	29	11
	Airbus A320	88	55
	Airbus A321-200	9	14
	Airbus A330-200	20	
	Airbus A340-500	2	
	Airbus A350-900		27
	Boeing 767-300	3	
	Boeing 777-300	4	8
<b>Total</b>		<b>155</b>	<b>115</b>
TAP AIR Portugal	Model	In Serv.	Ord./Opt.
	Airbus A319	19	
	Airbus A320	17	
	Airbus A321-200	3	
	Airbus A330-200	12	
	Airbus A340-300	4	
	Airbus A350-900		12
<b>Total</b>		<b>55</b>	<b>12</b>

THAI AW INT'L	Model	In Serv.	Ord./Opt.
	Airbus A300B4-600	13	
	Airbus A320		5
	Airbus A330-300	23	4
	Airbus A340-500	4	
	Airbus A340-600	6	
	Airbus A350-900		10
	Airbus A380-800		6
	Boeing 737-400	5	
	Boeing 747-400	17	
	Boeing 747-400D7BCF	1	
	Boeing 777-200	14	
	Boeing 777-300	11	14
	Boeing 787-800		6
	Boeing 787-900		2
<b>Total</b>		<b>94</b>	<b>47</b>
THOMSON AW	Model	In Serv.	Ord./Opt.
	Airbus A320	1	
	Airbus A321-200	2	
	Boeing 737-300	2	
	Boeing 737-800	22	1
	Boeing 757-200	23	
	Boeing 767-300	10	
	Boeing 787-800		8
<b>Total</b>		<b>60</b>	<b>9</b>
TURKISH AL/THY	Model	In Serv.	Ord./Opt.
	Airbus A310-300 (F)	3	
	Airbus A319	11	
	Airbus A320	25	
	Airbus A321-200	29	14
	Airbus A330-200	7	
	Airbus A330-200F	2	3
	Airbus A330-300	8	2
	Airbus A340-300	9	
	Boeing 737-400	3	
	Boeing 737-700	6	
	Boeing 737-800	41	18
	Boeing 737-900	2	13
	Boeing 777-300	12	
	Cessna 560 Citation V	2	
<b>Total</b>		<b>160</b>	<b>50</b>
UNITED / CONTINENTAL	Model	In Serv.	Ord./Opt.
	Airbus A319	55	23
	Airbus A320	97	19
	Airbus A350-900		25
	Boeing 737-300	11	
	Boeing 737-500	43	
	Boeing 737-700	36	38
	Boeing 737-800	130	
	Boeing 737-900	49	15
	Boeing 747-400	26	
	Boeing 757-200	134	
	Boeing 757-300	21	
	Boeing 767-200	8	
	Boeing 767-300	35	
	Boeing 767-400	16	
	Boeing 777-200	74	
	Boeing 787-800		36
	Boeing 787-900		14
	Embraer ERJ-135	2	
<b>Total</b>		<b>737</b>	<b>170</b>

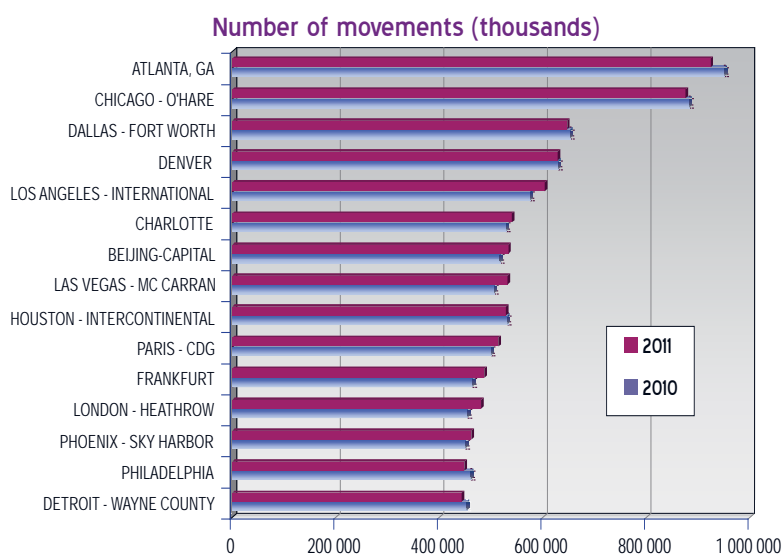
US AIRWAYS	Model	In Serv.	Ord./Opt.
	Airbus A319	93	2
	Airbus A320	72	20
	Airbus A321-200	63	36
	Airbus A330-200	7	8
	Airbus A330-300	9	
	Airbus A350-800		18
	Airbus A350-900		4
	Boeing 737-300	7	
	Boeing 737-400	39	
	Boeing 757-200	24	
	Boeing 767-200	10	
	Embraer ERJ-190	15	
<b>Total</b>		<b>339</b>	<b>88</b>
VIRGIN ATLANTIC AW	Model	In Serv.	Ord./Opt.
	Airbus A330-300	3	4
	Airbus A340-300	4	
	Airbus A340-600	19	
	Airbus A380-800		6
	Boeing 747-400	13	
	Boeing 787-900		15
<b>Total</b>		<b>39</b>	<b>25</b>
WESTJET AL	Model	In Serv.	Ord./Opt.
	Boeing 737-600	13	
	Boeing 737-700	69	36
	Boeing 737-800	16	
<b>Total</b>		<b>98</b>	<b>36</b>

## Main airports' traffic\* 1st quarter 2012

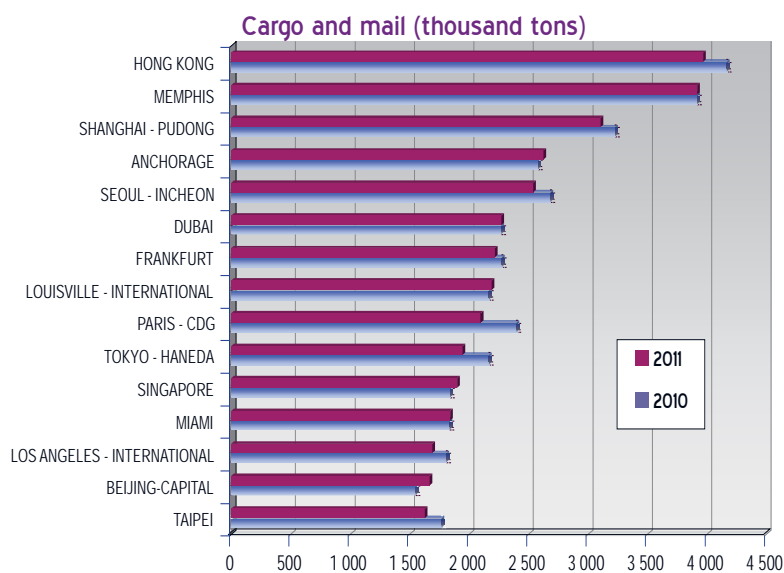
Airports	Passengers (thousands)	11/10 (%)	1st quarter 12/111 (%)
ATLANTA	92 366	3,4	5,9
BEIJING-CAPITAL	77 404	4,8	5,7
LONDON - HEATHROW	69 434	5,4	4,4
CHICAGO-O'HARE	66 561	-0,2	4,5
TOKYO - HANEDA	62 263	-2,8	8,1
LOS ANGELES - INTERNATIONAL	61 848	5,0	6,6
PARIS - CDG	60 971	4,8	4,3
DALLAS - FORT WORTH	57 806	1,6	4,0
FRANKFURT	56 436	6,5	3,5
HONG KONG	53 314	5,8	9,4
DENVER	52 699	0,9	1,5
JAKARTA - SOEKARNO	52 447	19,2	22,7
DUBAI	50 978	8,0	16,1
AMSTERDAM	49 755	10,0	6,4
MADRID - BARAJAS	49 644	-0,3	-7,6
<b>Total*</b>	<b>4 931 252</b>	<b>4,9</b>	<b>5,3</b>



Airports	Movements	11/10 (%)	1st quarter 12/111 (%)
ATLANTA, GA	923 991	-2,7	2,4
CHICAGO - O'HARE	875 798	-0,8	0,5
DALLAS - FORT WORTH	646 803	-0,8	-0,4
DENVER	628 784	-0,2	-3,8
LONDON - HEATHROW	603 912	4,9	0,0
CHARLOTTE	539 842	2,0	2,7
BEIJING-CAPITAL	533 253	3,0	4,8
LAS VEGAS - MC CARRAN	531 538	5,1	2,7
HOUSTON - INTERCONTINENTAL	528 725	-0,5	0,4
PARIS - CDG	514 059	2,8	-1,9
FRANKFURT	487 162	4,9	-1,7
LOS ANGELES - INTERNATIONAL	480 931	5,7	5,1
PHOENIX - SKY HARBOR	461 989	2,6	0,2
PHILADELPHIA	448 129	-2,7	0,7
DETROIT - WAYNE COUNTY	443 028	-2,1	-2,2
<b>Total*</b>	<b>64 125 284</b>	<b>2,0</b>	<b>1,8</b>



Airports	Cargo and mail (thousand tons)	11/10 (%)	1st quarter 12/111 (%)
HONG KONG	3 968	-4,8	-1,5
MEMPHIS	3 917	0,0	3,3
SHANGHAI - PUDONG	3 103	-3,9	-6,9
ANCHORAGE	2 625	1,8	-3,8
SEOUL - INCHEON	2 539	-5,4	-6,3
DUBAI	2 270	0,0	0,5
FRANKFURT	2 215	-2,6	-11,7
LOUISVILLE - INTERNATIONAL	2 188	1,0	-2,4
PARIS - CDG	2 096	-12,6	-10,3
TOKYO - HANEDA	1 945	-10,3	6,9
SINGAPORE	1 899	3,2	0,8
MIAMI	1 840	0,2	5,5
LOS ANGELES - INTERNATIONAL	1 688	-6,7	-8,3
BEIJING-CAPITAL	1 669	7,7	-18,5
TAIPEI	1 627	-7,9	-8,5
<b>Total*</b>	<b>84 043</b>	<b>-0,1</b>	<b>-1,0</b>



## Orders and deliveries of commercial aircraft commercial customers only, including aircraft leasing companies

### Deliveries

Deliveries	total 2011	12/11 (%)	1st quarter 2012
Airbus	517	111	130
Boeing	465	131	134
Antonov	3	0	0
ATR	54	nc	nc
Bombardier	79	39	7
Embraer	105	105	21
Sukhoi	5	0	0

### Orders

Orders	total 2011	12/11 (%)	1st quarter 2012
Airbus	1383	89	99
Boeing	805	387	449
Antonov	10	0	0
ATR	157	121	29
Bombardier	60	533	32
Embraer	168	27	12
Sukhoi	76	0	0
Mitsubishi	55	0	0

### Deliveries by aircraft type

Deliveries	Type	total 2011	1st quarter 2012
Airbus	A318	0	0
	A319	42	9
	A320	305	79
	A321	66	15
	A330	83	23
	A340	0	0
	A380	26	4
Boeing	B737	360	98
	B747	9	5
	B767	20	7
	B777	73	19
	B787	3	5
Antonov	AN148	3	0
ATR	ATR72	48	nc
	ATR42	6	nc
Bombardier	CRJ	34	4
	Qseries	45	3
Embraer	ERJ145	2	0
	EMB170	1	0
	EMB175	10	2
	EMB190	68	13
	EMB195	24	6
Sukhoi	SJ100	5	0

### Orders by aircraft type

Orders	Type	total 2011	1st quarter 2012
Airbus	A318	-3	0
	A319	20	32
	A320	1184	52
	A321	109	4
	A330	85	5
	A340	-6	0
	A350	-25	6
	A380	19	0
Boeing	B737	551	424
	B747	-1	0
	B767	42	4
	B777	200	6
	B787	13	15
Antonov	AN148	0	0
	AN158	10	0
ATR	ATR72	144	29
	ATR42	13	0
Bombardier	CRJ	8	19
	Qseries	9	13
	Cseries	43	0
Embraer	EMB170	2	1
	EMB175	20	0
	EMB190	129	1
	EMB195	17	10
Sukhoi	SJ100	76	0
Mitsubishi	MRJ90	55	0

This information is taken from the "ENAC Air Transport databases"

For more information on the databases, please contact Mr Mehrdad FARZINPOUR (mehrdad.farzinpour@enac.fr) or Mr Bertrand VIDEAU (bertrand.vidEAU@enac.fr)

[www.enac.fr/recherche/leea/database.htm](http://www.enac.fr/recherche/leea/database.htm)