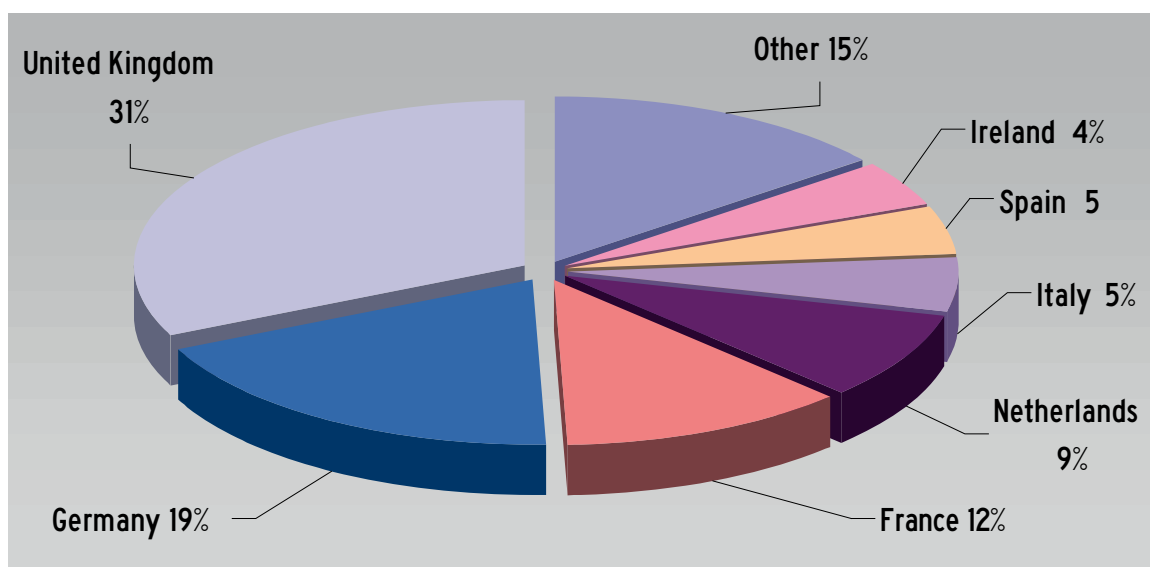


Passenger traffic between Europe and the US*

1st quarter 2010

European countries	Passengers 2009	09/08 (%)	1st quarter 10/09 (%)	Passengers 2009			
				Total	US citizens	non US citizens	US airlines
Total Europe	49 975 431	-5.0	-0.8	24 663 173	25 312 258	22 477 232	27 498 199
of which :							
United Kingdom	15 908 888	-6.5	-5.6	7 594 399	8 314 489	6 515 872	9 393 016
Germany	9 363 717	-3.8	6.4	4 506 282	4 857 435	3 640 239	5 723 478
France	5 926 017	-6.1	-3.7	3 053 189	2 872 828	2 320 842	3 605 175
Netherlands	4 320 927	-10.2	-8.6	2 241 487	2 079 440	2 707 451	1 613 476
Italy	2 716 576	-3.3	5.2	1 434 645	1 281 931	1 784 318	932 258
Spain	2 353 812	7.3	9.4	1 164 861	1 188 951	1 370 204	983 608
Ireland	2 135 783	-10.4	-18.4	1 108 430	1 027 353	984 506	1 151 277

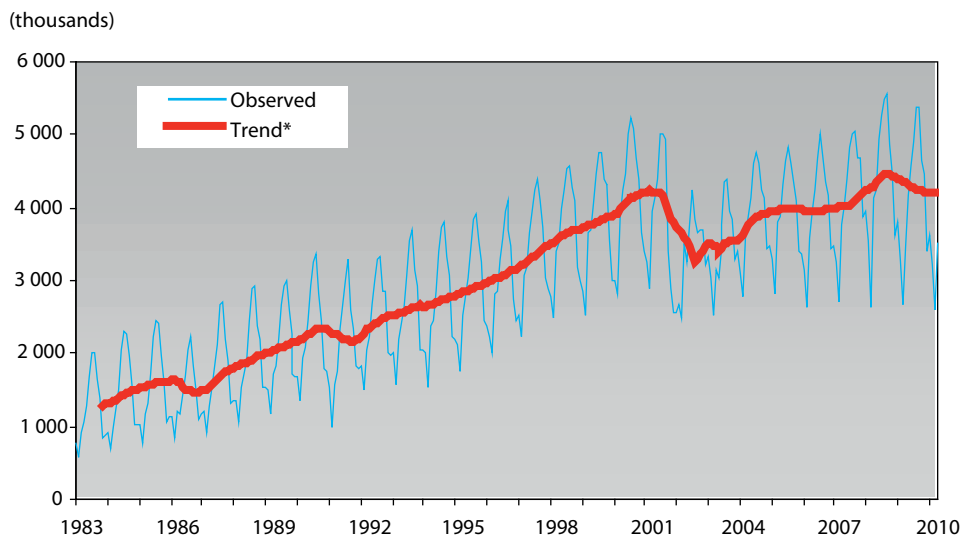
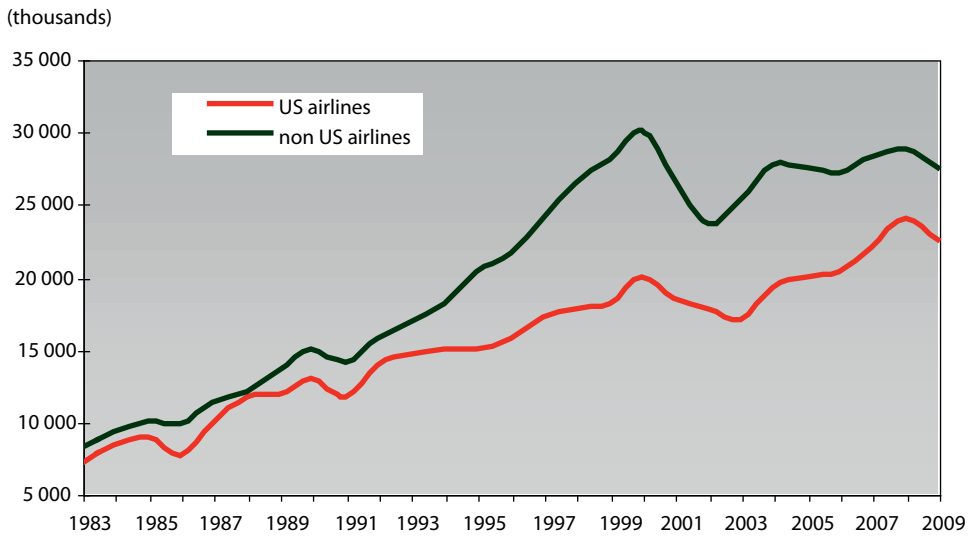
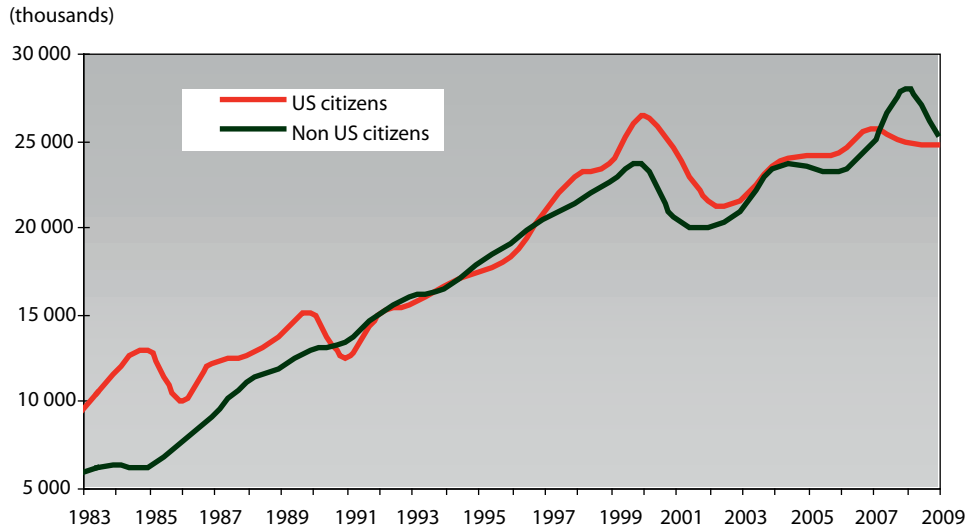
Traffic distribution by country



* Source : U.S. Department of Commerce

Passenger traffic between Europe and the US*

Evolution of Europe-US passenger traffic 1983-2009



* 12m moving average

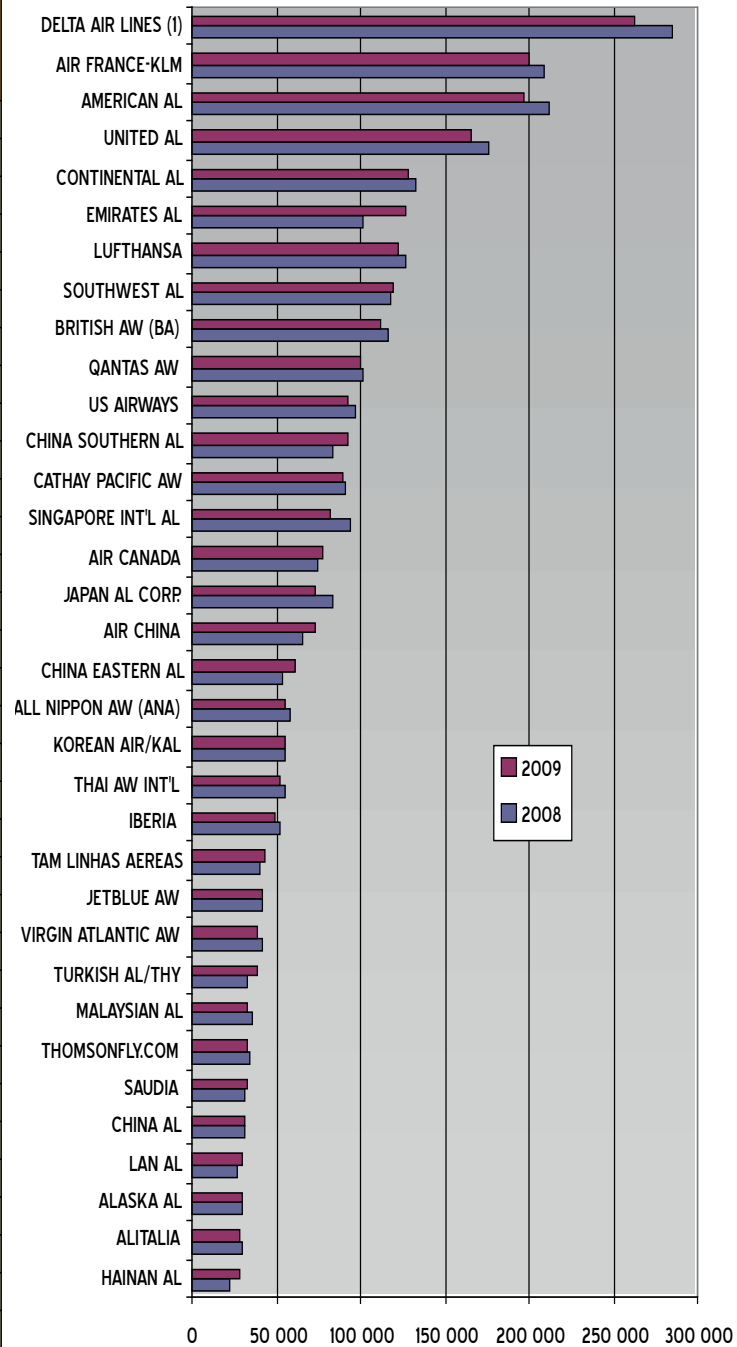
Main airlines' traffic
 1st quarter 2010

Airlines	RPK* (millions) 2009**	09/08 (%)	1st quarter 10/09 (%)
DELTA AIR LINES (1)	262 024	-7,9	-1,3
AIR FRANCE-KLM	199 744	-3,6	1,1
AMERICAN AL	196 904	-7,1	0,4
UNITED AL	165 424	-6,4	0,1
CONTINENTAL AL	128 437	-3,6	6,0
EMIRATES AL(2)	126 273	24,1	n.a.
LUFTHANSA	123 083	-2,5	3,4
BRITISH AW (BA)	111 991	-3,2	-6,3
QANTAS AW	99 682	-1,4	2,5
US AIRWAYS	93 146	-4,4	-1,9
CHINA SOUTHERN AL	93 000	11,8	19,3
CATHAY PACIFIC AW	89 440	-1,7	6,0
SINGAPORE INT'L AL	81 552	-12,9	6,8
AIR CANADA	77 045	3,2	15,5
JAPAN AL CORP.	73 740	-11,5	-6,1
AIR CHINA	73 374	11,1	15,2
CHINA EASTERN AL	60 917	13,3	25,0
ALL NIPPON AW (ANA)	55 615	-5,6	0,5
KOREAN AIR/KAL	55 138	0,2	14,4
THAI AW INT'L	52 593	-5,7	17,7
IBERIA	49 556	-6,2	-1,4
TAM LINHAS AEREAS	43 824	9,8	13,0
VIRGIN ATLANTIC AW	39 272	-4,6	-4,9
TURKISH AL/THY	39 056	19,0	33,6
MALYSIAN AL	32 894	-8,3	29,3
THOMSON AW	32 649	-2,9	n.a.
SAUDIA	32 231	2,5	n.a.
CHINA AL	30 800	-2,5	10,5
LAN AL	29 836	24,3	6,7
ALASKA AL	29 658	-1,5	7,1
ALITALIA (3)	28 418	-2,7	29,3
HAINAN AL	28 328	24,0	24,9
IATA***	2 325 000	-2,5	8,6

n.a. not available

Main low cost airlines

Airlines	Pax (thousands) 2009**	09/08 (%)	1st quarter 10/09 (%)
SOUTHWEST AL	119 801	1,3	1,8
RYANAIR	65 282	13,2	9,4
EASYJET AL	46 077	3,4	12,2
JETBLUE AW	41 762	-0,4	4,5
AIR BERLIN	27 910	-3,9	2,4
AIRTRAN AW	24 000	-2,4	3,4



* Revenue-Passenger-Kilometer (RPKs)

** Year ended : December 31, 2009

*** IATA airlines traffic (260 airlines, 94% of world scheduled international traffic)

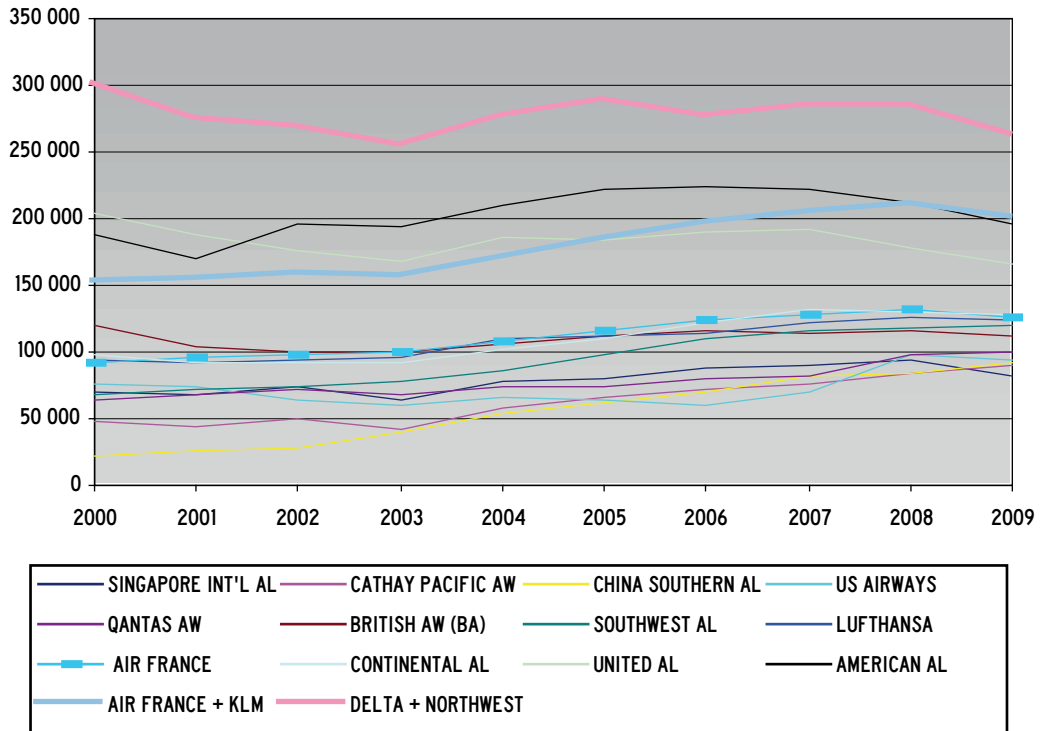
(1) Includes NWA Operations 2009

(2) Year ended : March 31, 2010

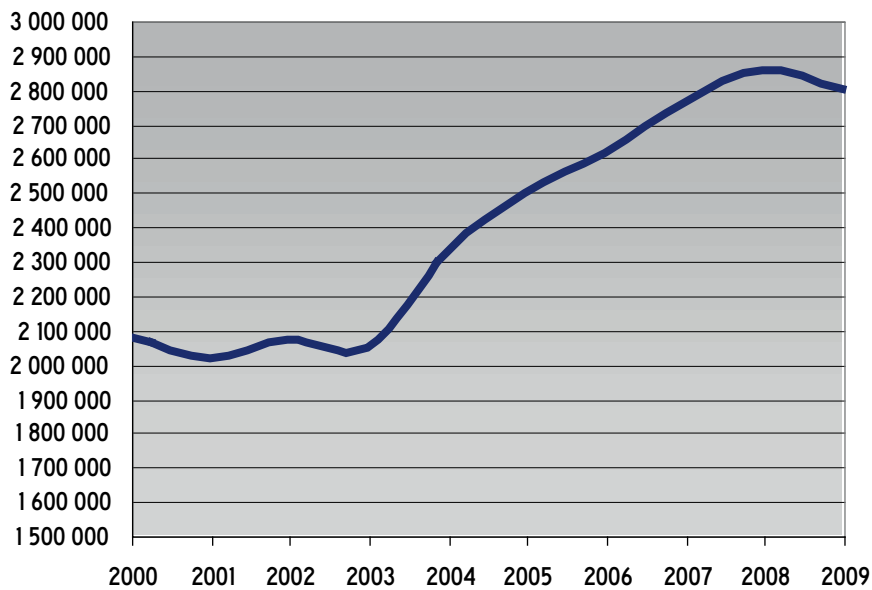
(3) Includes Air One Operations 2009

Main airlines' traffic evolution (RPKs)

by airline



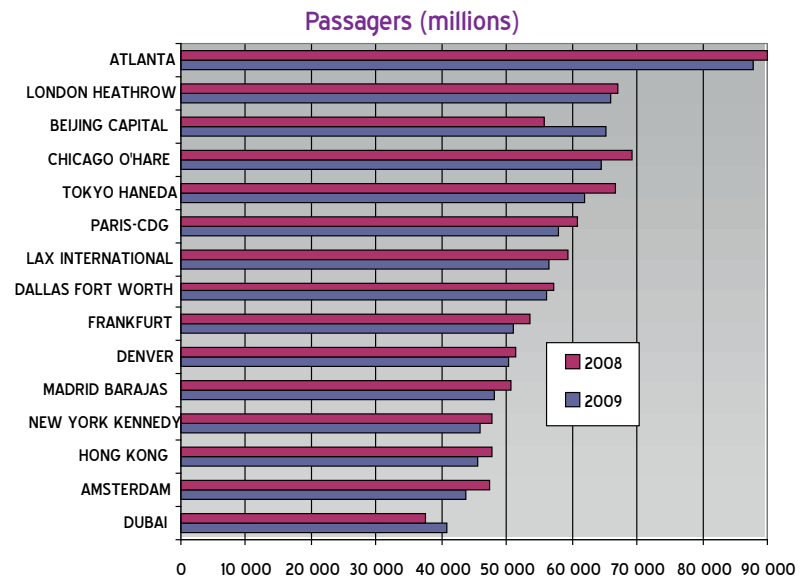
total (34 largest airlines)



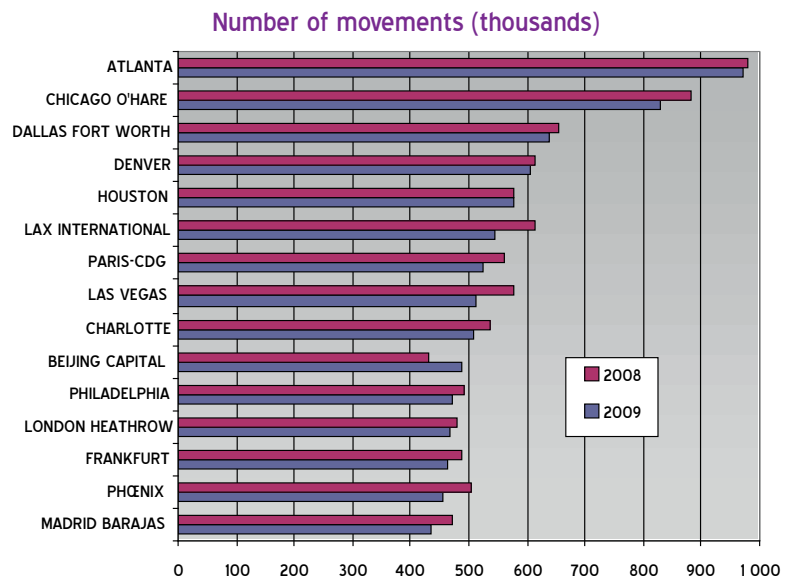
Main airports' traffic*

1st quarter 2010

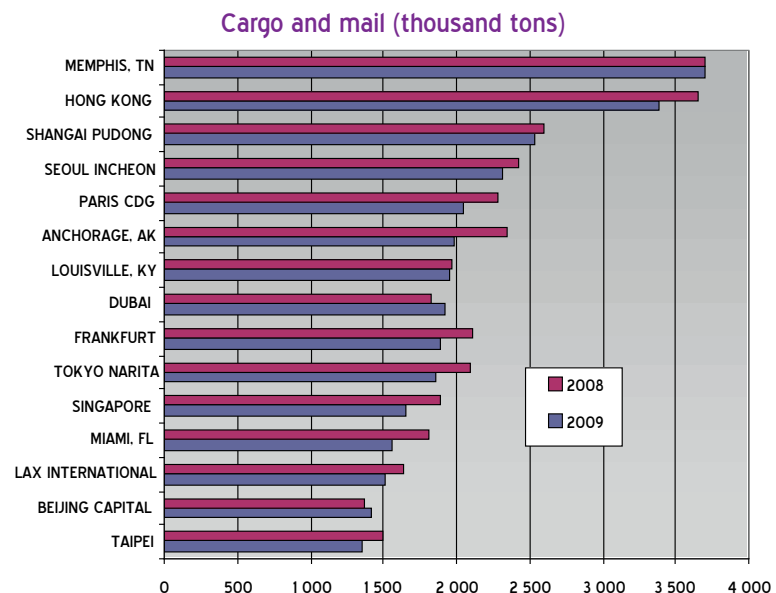
Airports	Passengers (thousands) 2009	09/08 (%)	1st quarter 10/09 (%)
ATLANTA	88 032	-2.2	0.4
LONDON HEATHROW	66 037	-1.5	1.5
BEIJING CAPITAL	65 375	16.9	10.5
CHICAGO O'HARE	64 397	-7.1	2.6
TOKYO HANEDA	61 904	-7.2	1.0
PARIS-CDG	57 907	-4.8	1.5
LOS ANGELES INTERNATIONAL	56 521	5.5	5.7
DALLAS FORT WORTH	56 030	-1.9	0.5
FRANKFURT	50 933	-4.7	3.9
DENVER	50 168	-2.1	3.8
MADRID BARAJAS	48 251	-5.0	6.2
NEW YORK KENNEDY	45 912	-4.0	8.0
HONG KONG	45 559	-4.8	7.0
AMSTERDAM	43 570	-8.1	4.9
DUBAI	40 902	9.2	20.4
Total*	4 378 620	-2.7	5.8



Airports	movements 2009	09/08 (%)	1st quarter 10/09 (%)
ATLANTA	970 235	-0.9	-1.8
CHICAGO O'HARE	827 679	-6.1	3.4
DALLAS FORT WORTH	657 842	-3.8	2.3
DENVER	607 019	-2.0	2.1
LOS ANGELES INTERNATIONAL	544 406	-9.5	3.9
HOUSTON INTERCONTINENTAL	538 168	-6.6	2.7
PARIS CDG	525 314	-6.2	-6.3
LAS VEGAS MC CARRAN	511 072	-11.7	-4.0
CHARLOTTE NC	509 358	-5.0	-3.5
BEIJING CAPITAL	487 918	13.6	5.6
PHILADELPHIA	472 668	-3.9	-7.1
LONDON HEATHROW	466 318	-2.4	3.1
FRANKFURT	463 111	-4.7	0.0
PHOENIX SKY HARBOR	457 207	-9.0	-1.9
MADRID BARAJAS	435 179	-7.4	0.0
Total*	63 947 603	-5.5	-0.7



Airports	Cargo and mail (thousand tons) 2009	09/08 (%)	1st quarter 10/09 (%)
MEMPHIS	3 697	0.0	8.8
HONG KONG	3 385	-7.5	33.8
SHANGAI PUDONG	2 543	-2.3	59.0
SEOUL INCHEON	2 313	-4.6	29.2
PARIS CDG	2 055	-9.9	10.2
ANCHORAGE	1 990	-14.9	40.2
LOUISVILLE	1 949	-1.3	16.8
DUBAI	1 928	5.6	28.1
FRANKFURT	1 888	-11.5	31.5
TOKYO NARITA	1 852	-11.8	41.9
SINGAPORE	1 661	-11.8	18.1
MIAMI	1 557	-13.8	24.0
LOS ANGELES INTERNATIONAL	1 513	-7.4	26.2
BEIJING CAPITAL	1 476	7.9	15.1
TAIPEI	1 358	-9.0	70.3
Total*	71 300	-8.2	20.5



Orders and deliveries of commercial aircraft* commercial customers only, including aircraft leasing companies

Deliveries

Deliveries	2009	09/08 (%)	1st quarter 2010
Airbus	489	1,2	117
Boeing	479	27,7	105
Antonov	3	200,0	0
ATR	34	-38,2	6
Bombardier	121	10,0	16
Embraer	122	-24,7	19
Tupolev	10	42,9	0
Ilyushin	6	n.a.	0

Orders

Orders	2009	09/08 (%)	1st quarter 2010
Airbus	271	-186,7	59
Boeing	142	-366,2	97
Antonov	31	n.a.	0
ATR	36	19,4	n.a.
Bombardier	88	-29,5	58
Embraer	103	-70,9	20
Sukhoi	29	n.a.	0
Tupolev	30	-200	0

Deliveries by aircraft type

Deliveries	Type	2009	1st quarter 2010
Airbus	A318	6	0
	A319	88	13
	A320	221	68
	A321	87	15
	A330	67	17
	A340	10	1
	A380	10	3
Boeing	B737	370	83
	B747	8	0
	B767	13	3
	B777	88	19
Antonov	AN148	3	0
ATR	ATR72	4	6
	ATR 42	30	
Bombardier	CRJ		4
	Qseries		12
Embraer		64	
	ERJ145	57	1
	EMB170		3
	EMB175	7	1
	EMB190	22	12
Tupolev	EMB195	11	2
		62	
	TU204	20	0
Ilyushin	TU154		0
		9	
	Il96	1	0

Orders by aircraft type

Orders	Type	2009	1st quarter 2010
Airbus	A318	0	0
	A319	32	0
	A320	159	10
	A321	19	0
	A330	45	24
	A340	0	0
	A350	22	25
	A380	4	0
Boeing	B737	178	72
	B747	2	0
	B767	2	0
	B777	19	0
	B787	0	25
Antonov	AN148	31	0
ATR	ATR42	4	n.a.
	ATR72	32	n.a.
Bombardier	CRJ	40	3
	Qseries	48	15
	Cseries		40
Embraer	total	103	20
Sukhoi	SJ100	29	0
Tupolev	TU204	30	0

* Source : Aircraft manufacturer

This information is taken from the "ENAC Air Transport databases"

For more information on the databases, please contact Mr Mehrdad FARZINPOUR (mehrdad.farzinpour@enac.fr) or Mr Bertrand VIDEAU (bertrand.vidEAU@enac.fr)

www.enac.fr/recherche/leea/database.htm