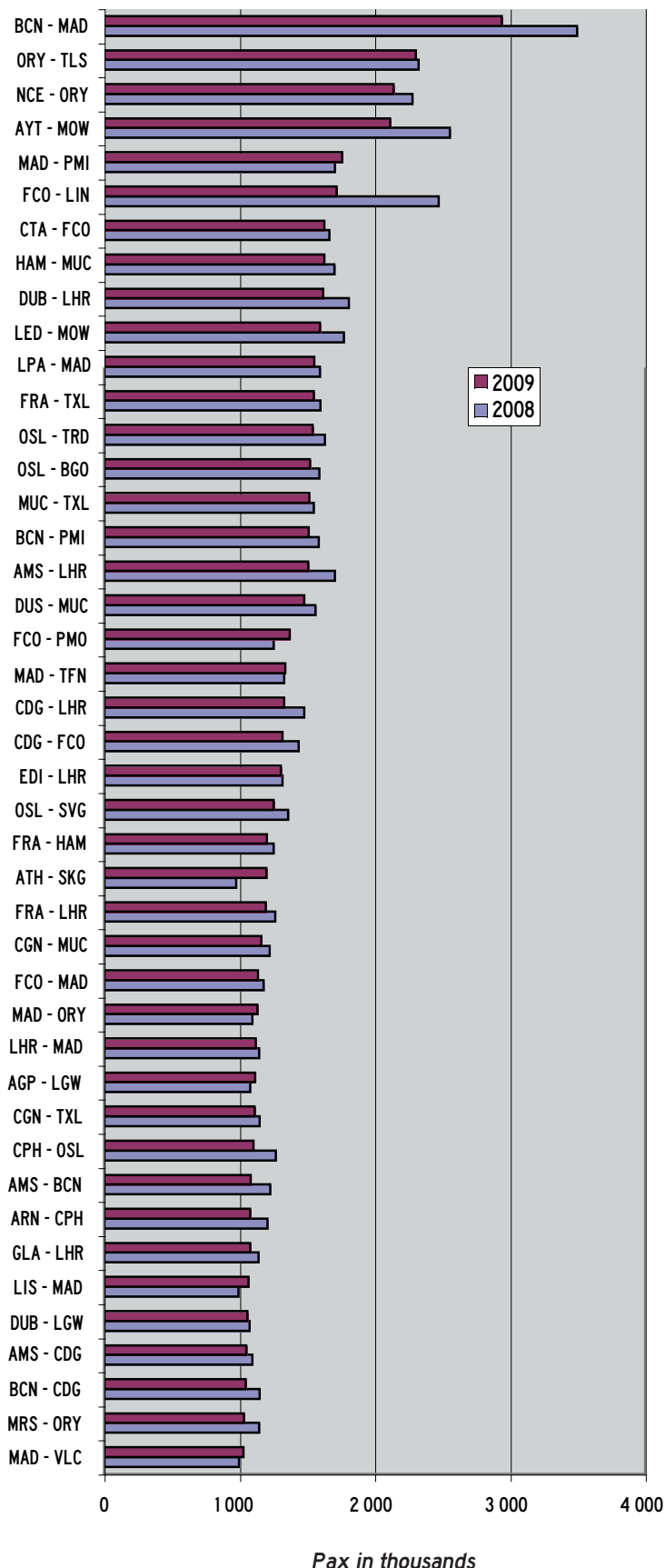


## Main European airport-pairs\* (passengers)

	City	City	2009	09/08 (%)	Dist-KM
Dom	BARCELONA	MADRID	2 940 687	-15,9	484
Dom	PARIS - ORLY	TOULOUSE	2 304 766	-0,9	572
Dom	NICE	PARIS - ORLY	2 139 382	-6,2	673
Intra Eur	ANTALYA	MOSCOU (3 APT)	2 114 000	-17,3	2 142
Dom	MADRID	PALMA DE MALLORCA	1 761 194	3,1	546
Dom	ROMA - FIUMICINO	MILANO - LINATE	1 720 564	-30,5	471
Dom	CATANIA	ROMA - FIUMICINO	1 628 640	-2,3	537
Dom	HAMBURG	MUNICH	1 628 365	-4,5	623
Intra Eur	DUBLIN	LONDON - HEATHROW	1 620 044	-10,6	449
Dom	ST PETERSBOURG	MOSCOU (1)	1 594 000	-10,1	650
Dom	LAS PALMAS	MADRID	1 554 658	-2,6	1 769
Dom	FRANKFURT	BERLIN - TEGEL	1 551 995	-3,0	433
Dom	OSLO - GARDERMOEN	TRONDHEIM	1 542 500	-5,6	395
Dom	OSLO - GARDERMOEN	BERGEN	1 522 129	-4,3	302
Dom	MUNICH	BERLIN - TEGEL	1 518 551	-2,1	505
Dom	BARCELONA	PALMA DE MALLORCA	1 513 034	-4,6	202
Intra Eur	AMSTERDAM	LONDON - HEATHROW	1 509 787	-11,7	371
Dom	DUSSELDORF	MUNICH	1 480 487	-5,2	499
Dom	ROMA - FIUMICINO	PALERMO	1 372 277	9,3	418
Dom	MADRID	TENERIFE - N. LOSRODEO	1 340 833	0,5	1 768
Intra Eur	PARIS - CDG	LONDON - HEATHROW	1 330 915	-10,2	346
Intra Eur	PARIS - CDG	ROMA - FIUMICINO	1 319 901	-8,2	1 101
Dom	EDINBURGH	LONDON - HEATHROW	1 306 065	-1,0	533
Dom	OSLO - GARDERMOEN	STAVANGER	1 254 331	-7,8	302
Dom	FRANKFURT	HAMBURG	1 202 715	-4,1	412
Dom	ATHENS	THESSALONIKI	1 200 643	22,9	298
Intra Eur	FRANKFURT	LONDON - HEATHROW	1 194 807	-5,5	653
Dom	COLOGNE	MUNICH	1 161 907	-5,1	447
Intra Eur	ROMA - FIUMICINO	MADRID	1 138 463	-3,5	1 329
Intra Eur	MADRID	PARIS - ORLY	1 134 948	3,5	1 030
Intra Eur	LONDON - HEATHROW	MADRID	1 121 054	-2,2	1 245
Intra Eur	MALAGA	LONDON - GATWICK	1 116 403	3,3	1 645
Dom	COLOGNE	BERLIN - TEGEL	1 114 329	-3,0	463
Intra Eur	COPENHAGEN	OSLO - GARDERMOEN	1 107 342	-12,9	518
Intra Eur	AMSTERDAM	BARCELONA	1 085 161	-11,8	1 241
Intra Eur	STOCKHOLM - ARLANDA	COPENHAGEN	1 082 425	-10,4	546
Dom	GLASGOW	LONDON - HEATHROW	1 079 970	-5,6	553
Intra Eur	LISBON	MADRID	1 066 880	7,3	512
Intra Eur	DUBLIN	LONDON - GATWICK	1 057 828	-1,6	484
Intra Eur	AMSTERDAM	PARIS - CDG	1 049 970	-4,4	399
Intra Eur	BARCELONA	PARIS - CDG	1 047 483	-9,0	858
Dom	MARSEILLE	PARIS - ORLY	1 036 993	-9,5	626
Dom	MADRID	VALENCIA	1 030 786	3,4	286



(1) total 3 airports

\* Source : ENAC Air Transport Data

## Main airlines' traffic

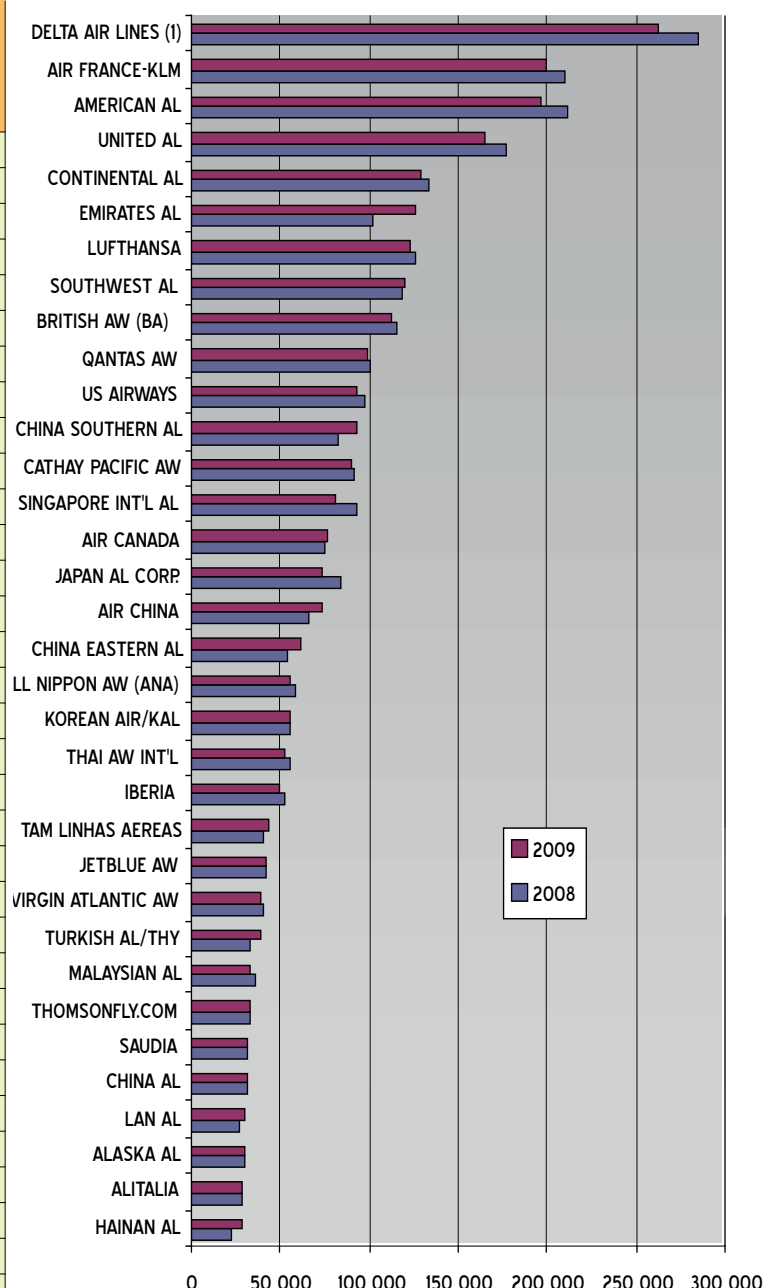
### 1<sup>st</sup> and 2<sup>nd</sup> quarter 2010

Airlines	RPK* (millions) 2009**	09/08 (%)	1st quarter 10/09 (%)	2nd quarter 10/09 (%)
DELTA AIR LINES (1)	262 024	-7,9	-1,5	2,4
AIR FRANCE-KLM	199 744	-3,6	1,1	-2,3
AMERICAN AL	196 904	-7,1	0,4	2,1
UNITED AL	165 424	-6,4	0,1	1,4
CONTINENTAL AL	128 437	-3,6	5,8	1,6
LUFTHANSA	123 083	-2,5	3,4	3,4
EMIRATES AL	118 284	17,5	n.a.	n.a.
BRITISH AW (BA)	111 991	-3,2	-6,3	-15,0
QANTAS AW	99 682	-1,4	2,5	1,4
US AIRWAYS	93 146	-4,4	-1,9	0,1
CHINA SOUTHERN AL	93 000	11,8	19,3	24,1
CATHAY PACIFIC AW	89 440	-1,7	6,0	7,9
SINGAPORE INT'L AL	81 552	-12,9	6,8	8,8
AIR CANADA	77 045	3,2	15,5	18,2
JAPAN AL CORP.	73 740	-11,5	-6,1	-3,0
AIR CHINA	73 374	11,1	15,2	23,4
CHINA EASTERN AL(2)	60 917	13,3	25,0	51,1
ALL NIPPON AW (ANA)	55 615	-5,6	0,5	9,1
KOREAN AIR/KAL	55 138	0,2	13,5	13,9
THAI AW INT'L	52 593	-5,7	17,7	0,1
IBERIA	49 556	-6,2	-1,4	-0,6
TAM LINHAS AEREAS	43 824	9,8	13,0	30,3
VIRGIN ATLANTIC AW	39 272	-4,6	-4,9	-6,0
TURKISH AL/THY	39 056	19,0	33,6	18,8
MALAYSIAN AL	32 894	-8,3	29,3	18,0
THOMSON AW	32 649	-2,9	-10,1	n.a.
SAUDIA	32 231	2,5	n.a.	n.a.
CHINA AL	30 800	-2,5	10,5	4,5
LAN AL	29 836	24,3	6,7	9,7
ALASKA AL	29 658	-1,5	7,1	9,9
ALITALIA (3)	28 418	-2,7	29,3	18,9
HAINAN AL	28 328	24,0	24,9	14,6
IATA***	2 325 000	-2,5	8,6	7,9

n.a. not available

### Main low cost airlines

Airlines	Pax* (thousands) 2009**	09/08 (%)	1st quarter 10/09 (%)	2nd quarter 10/09 (%)
SOUTHWEST AL	119 801	1,3	1,8	1,6
RYANAIR	65 282	13,2	9,4	16,4
JETBLUE AW	41 762	-0,4	4,5	7,1
EASYJET AL	46 077	3,4	12,2	3,5
AIR BERLIN	27 910	-3,9	14,0	10,3
AIRTRAN AW	24 000	-2,4	3,4	-1,8



\* Revenue-Passenger-Kilometer (RPKs)

\*\* Year ended : December 31, 2009

\*\*\* IATA airlines traffic (260 airlines, 94% of world scheduled international traffic)

(1) Includes NWA Operations 2009

(2) Year ended : March 31, 2010

(3) Includes Air One Operations 2009

**Actual and planned fleet\*  
 (April 2010)**

AIR BERLIN	Model	In Serv.	Ord./Opt.
	A319	15	
	A320	18	16
	A321	7	1
	B737-700	13	20
	B737-800	34	51
	B787-800		28
<b>Total</b>		<b>87</b>	<b>116</b>
AIR CANADA	Model	In Serv.	Ord./Opt.
	A319	35	
	A320	37	
	A321	10	
	A330-300	8	
	B767-200	17	
	B767-300	30	
	B777-200	6	
	B777-300	12	
	B787-800		37
	EMB ERJ-175	15	
	EMB ERJ-190	45	
<b>Total</b>		<b>215</b>	<b>37</b>
AIR CHINA	Model	In Serv.	Ord./Opt.
	A319	33	
	A320	11	30
	A321	21	18
	A330-200	20	17
	A330-300	1	2
	A340-300	6	
	B737-300	25	
	B737-700	14	
	B737-800	67	38
	B747-400	10	
	B757-200	13	
	B767-300	6	
	B777-200	10	
	B777-300		15
	B787-800		15
<b>Total</b>		<b>237</b>	<b>135</b>
AIR FRANCE	Model	In Serv.	Ord./Opt.
	A318	18	
	A319	45	
	A320	62	15
	A321	23	3
	A330-200	15	
	A340-300	18	
	A380-800	2	10
	B747-200 F	3	
	B747-400	21	
	B777-200	25	
	B777-200 F		1
	B777-300	33	14
<b>Total</b>		<b>265</b>	<b>43</b>
ALL NIPPON AW (ANA)	Model	In Serv.	Ord./Opt.
	A320	29	
	B737-700	2	10
	B737-800		7
	B747-400	13	
	B767-300	57	5
	B777-200	23	5
	B777-300	21	23
	B787-800		35
	MRJ-90		15
<b>Total</b>		<b>145</b>	<b>100</b>

AMERICAN AL	Model	In Serv.	Ord./Opt.
	A300B4-600	28	
	B737-800	116	55
	B757-200	124	
	B767-200	15	
	B767-300	58	
	B777-200	47	7
	MD-82	194	
	MD-83	91	
<b>Total</b>		<b>673</b>	<b>62</b>
BRITISH AW (BA)	Model	In Serv.	Ord./Opt.
	A318	2	
	A319	33	
	A320	39	7
	A321	11	
	A380-800		12
	B737-400	19	
	B737-500	1	
	B747-400	57	
	B757-200	11	
	B767-300	21	
	B777-200	46	
	B777-300		4
	B787-800		8
	B787-900		16
<b>Total</b>		<b>240</b>	<b>47</b>
CATHAY PACIFIC AW	Model	In Serv.	Ord./Opt.
	A330-300	32	8
	A340-300	15	
	B747-200 F/FM	4	
	B747-400	41	
	B747-400 F	6	
	B747-800		3
	B747-800 F		7
	B777-200	5	
	B777-300	28	14
<b>Total</b>		<b>131</b>	<b>32</b>
CHINA EASTERN AL	Model	In Serv.	Ord./Opt.
	A300B4-600	7	
	A319	15	
	A320	85	42
	A321	15	
	A330-200	5	16
	A330-300	15	
	A340-300	5	
	A340-600	5	
	B737-300	17	
	B737-700	39	4
	B737-800	13	2
	B767-300	3	
	B787-800		15
	BAe146-100	1	
	CRJ-200	5	
	EMB ERJ-145	10	
	MD-90-30	8	
<b>Total</b>		<b>248</b>	<b>79</b>

CHINA SOUTHERN AL	Model	In Serv.	Ord./Opt.
	A300B4-600	1	
	A319	41	1
	A320	53	36
	A321	45	12
	A330-200	6	10
	A330-300	8	
	A380-800		5
	ATR72-500	5	
	B737-300	25	
	B737-700	28	25
	B737-800	45	30
	B747-400	2	
	B757-200	17	
	B777-200	10	
	B777-200 F		1
	B777-300	2	2
	B777-300 F		1
	B787-800		10
	EMB ERJ-145	6	
	MD-82	6	
	MD-90-30	13	
<b>Total</b>		<b>313</b>	<b>133</b>
CONTINENTAL AL	Model	In Serv.	Ord./Opt.
	B737-300	28	
	B737-500	40	
	B737-700	36	24
	B737-800	108	11
	B737-900	42	6
	B757-200	41	
	B757-300	20	
	B767-200	10	
	B767-400	16	
	B777-200	20	4
	B787-800		11
	B787-900		14
<b>Total</b>		<b>361</b>	<b>70</b>
DELTA AIR LINES	Model	In Serv.	Ord./Opt.
	A319	57	
	A320	69	
	A330-200	11	
	A330-300	21	
	B737-700	10	
	B737-800	71	16
	B747-200	2	
	B747-200 F/FM	9	
	B747-200	2	
	B747-400	16	
	B757-200	181	
	B757-300	16	
	B767-300	80	
	B767-400	21	
	B777-200	16	2
	DC-9-14/15	8	
	DC-9-30/50	95	
	MD-88	117	
	MD-90-30	20	
<b>Total</b>		<b>822</b>	<b>18</b>
EASYJET AL	Model	In Serv.	Ord./Opt.
	A319	135	53
	A320	24	4
	A321	4	
	B737-700	11	
<b>Total</b>		<b>174</b>	<b>57</b>

EMIRATES AL	Model	In Serv.	Ord./Opt.
	A330-200	29	
	A340-300	8	
	A340-500	10	
	A350		70
	A380-800	8	50
	B747-800 F		15
	B777-200	19	
	B777-200 F		6
	B777-300	66	19
<b>Total</b>		<b>140</b>	<b>160</b>
IBERIA	Model	In Serv.	Ord./Opt.
	A319	24	
	A320	44	10
	A321	18	
	A340-300	15	
	A340-600	15	2
	B727-200 Adv	1	
	MD-87	5	
	MD-88	11	
<b>Total</b>		<b>133</b>	<b>12</b>
JAPAN AL CORP.	Model	In Serv.	Ord./Opt.
	A300B4-600	22	
	B737-800	12	18
	B747-400	41	
	B747-400 F	2	
	B767-200	3	
	B767-300	46	9
	B777-200	26	
	B777-300	20	20
	B787-800		22
	MD-81	7	
	MD-90-30	16	
<b>Total</b>		<b>195</b>	<b>69</b>
JETBLUE AW	Model	In Serv.	Ord./Opt.
	A320	110	55
	EMB ERJ-190AR	41	60
<b>Total</b>		<b>151</b>	<b>115</b>
KLM/ROYAL DUTCH AL	Model	In Serv.	Ord./Opt.
	A330-200	10	2
	B737-300	7	
	B737-400	9	
	B737-700	6	7
	B737-800	21	
	B737-900	5	
	B747-400	22	
	B777-200	15	
	B777-300	4	2
	MD-11	10	
<b>Total</b>		<b>109</b>	<b>11</b>
KOREAN AIR/KAL	Model	In Serv.	Ord./Opt.
	A300B4-600	8	
	A330-200	3	6
	A330-300	16	
	A380-800		10
	B737-800	15	
	B737-900	16	4
	B747-200	1	
	B747-400	35	
	B747-400 F	9	
	B747-800		6
	B747-800 F		6
	B777-200	18	
	B777-200 F		6
	B777-300	7	9
	B787-800		10
<b>Total</b>		<b>128</b>	<b>57</b>

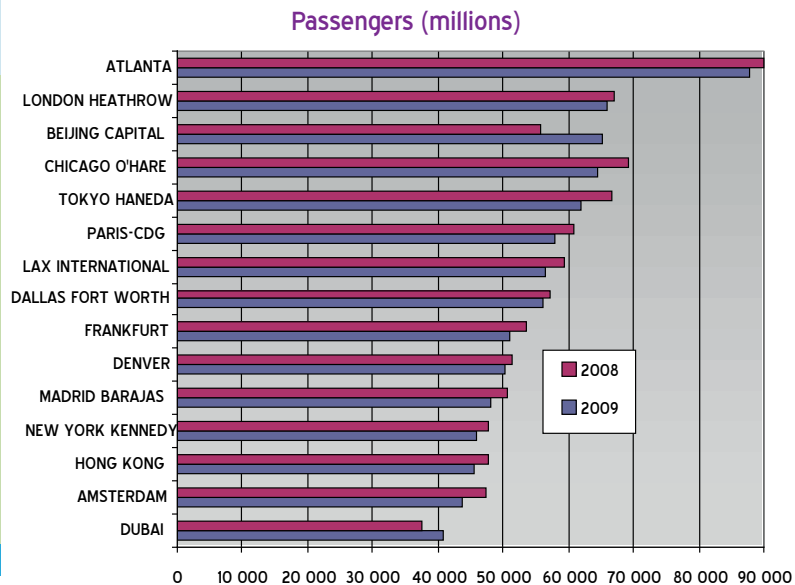
LUFTHANSA	Model	In Serv.	Ord./Opt.
	A300B4-600	5	
	A319	20	9
	A320	40	10
	A321	42	19
	A330-300	15	
	A340-300	27	
	A340-600	24	
	A380-800		15
	B737-300	33	
	B737-500	30	
	B747-400	30	
	B747-800		20
	EMB ERJ-190AR		11
<b>Total</b>		<b>266</b>	<b>84</b>
QANTAS AW	Model	In Serv.	Ord./Opt.
	A330-200	7	
	A330-300	10	
	A380-800	6	14
	B737-400	17	
	B737-800	38	28
	B747-300	3	
	B747-400	30	
	B767-300	29	
	B787-800		15
	B787-900		20
<b>Total</b>		<b>140</b>	<b>77</b>
QATAR AW	Model	In Serv.	Ord./Opt.
	A300B4-600 F	3	
	A319 CJ	2	
	A320	14	17
	A321	9	3
	A330-200	16	
	A330-300	13	
	A340-600	4	
	A350-1000		20
	A350-800		20
	A350-900		40
	A380-800		5
	B777-200 F		1
	B777-200	6	2
	B777-300	10	8
	B787-800		30
<b>Total</b>		<b>77</b>	<b>146</b>
RYANAIR	Model	In Serv.	Ord./Opt.
	B737-800	230	82
<b>Total</b>		<b>230</b>	<b>82</b>
SINGAPORE INT'L AL	Model	In Serv.	Ord./Opt.
	A330-300	9	10
	A340-500	5	
	A350-900		20
	A380-800	10	9
	B747-400	10	
	B777-200	45	
	B777-300	31	
	B787-900		20
<b>Total</b>		<b>110</b>	<b>59</b>
SOUTHWEST AL	Model	In Serv.	Ord./Opt.
	B737-300	178	
	B737-500	25	
	B737-700	341	89
<b>Total</b>		<b>544</b>	<b>89</b>
VIRGIN ATLANTIC AW	Model	In Serv.	Ord./Opt.
	A330-300		10
	A340-300	6	
	A340-600	19	
	A380-800		6
	B747-400	12	
	B787-900		15
<b>Total</b>		<b>37</b>	<b>31</b>

TAM LINHAS AEREAS	Model	In Serv.	Ord./Opt.
	A319	24	5
	A320	80	30
	A321	5	9
	A330-200	16	4
	A340-500	2	
	A350-800		12
	A350-900		10
	B767-300	3	
	B777-300	4	4
	EMB110	1	
<b>Total</b>		<b>135</b>	<b>74</b>
THAI AW INT'L	Model	In Serv.	Ord./Opt.
	A300B4-600	17	
	A330-300	18	2
	A340-500	4	
	A340-600	6	
	A380-800		6
	B737-400	6	
	B747-400	18	
	B777-200	14	
	B777-300	6	
<b>Total</b>		<b>89</b>	<b>8</b>
TURKISH AL/THY	Model	In Serv.	Ord./Opt.
	A310-300	1	
	A310-300 F	3	
	A319	4	12
	A320	22	
	A321	21	8
	A330-200	7	
	A330-200 F		2
	A330-300		10
	A340-300	9	
	B737-400	3	
	B737-700	2	
	B737-800	48	10
	B737-900		10
	B777-300	4	12
<b>Total</b>		<b>124</b>	<b>64</b>
UNITED AL	Model	In Serv.	Ord./Opt.
	A319	55	23
	A320	97	19
	A350-900		25
	B737-300	42	
	B737-500	24	
	B747-400	30	
	B757-200	96	
	B767-300	35	
	B777-200	52	
	B787-800		25
<b>Total</b>		<b>431</b>	<b>92</b>
US AIRWAYS	Model	In Serv.	Ord./Opt.
	A319	93	3
	A320	71	47
	A321	51	10
	A330-200	5	20
	A330-300	9	
	A350-800		18
	A350-900		4
	B737-300	24	
	B737-400	40	
	B757-200	26	
	B767-200 ER	10	
	EMB ERJ-190AR	17	12
<b>Total</b>		<b>346</b>	<b>114</b>

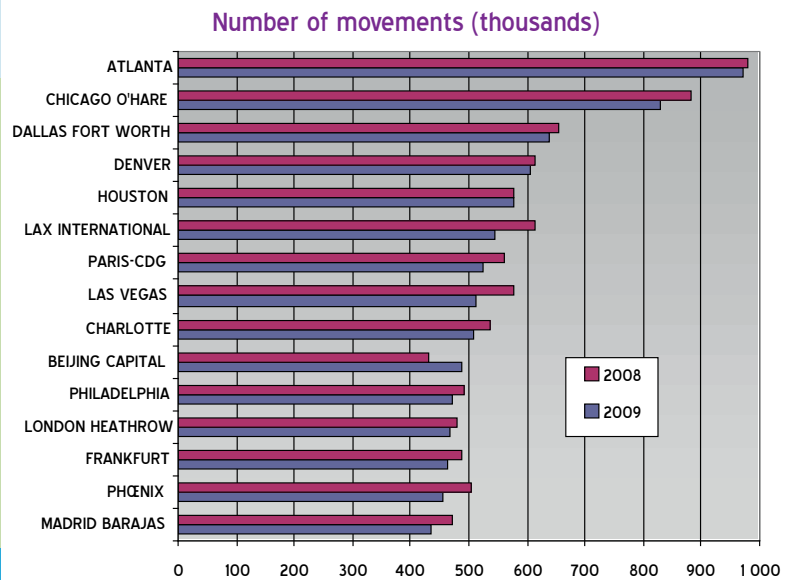
## Main airports' traffic\*

### 1<sup>s</sup> and 2<sup>nd</sup> quarter 2010

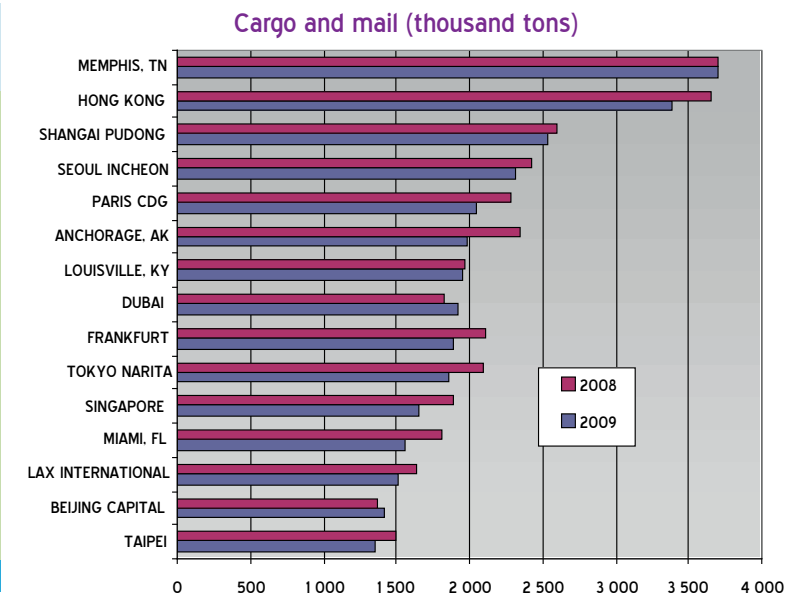
Airports	Passengers (thousands)	09/08 (%)	1st quarter 10/09 (%)	2nd quarter 10/09 (%)
ATLANTA	88 032	-2.2	0.4	2.5
LONDON HEATHROW	66 037	-1.5	1.5	-7.8
BEIJING - CAPITAL	65 375	16.9	10.5	15.5
CHICAGO - O'HARE	64 397	-7.1	2.6	1.4
TOKYO HANEDA	61 904	-7.2	1.0	6.1
PARIS-CDG	57 907	-4.8	1.5	-4.7
LOS ANGELES - INTERNATIONAL	56 521	5.5	5.7	3.6
DALLAS FORT WORTH	56 030	-1.9	0.5	1.7
FRANKFURT	50 933	-4.7	3.9	-0.7
DENVER	50 168	-2.1	3.8	3.1
MADRID BARAJAS	48 251	-5.0	6.2	1.1
NEW YORK-KENNEDY	45 912	-4.0	8.0	-0.4
HONG KONG	45 559	-4.8	7.0	12.2
AMSTERDAM	43 570	-8.1	4.9	-1.8
DUBAI	40 902	9.2	20.4	12.5
<b>Total*</b>	<b>4 378 620</b>	<b>-2.7</b>	<b>5.8</b>	<b>5.4</b>



Airports	movements	09/08 (%)	1st quarter 10/09 (%)	2nd quarter 10/09 (%)
ATLANTA	970 235	-0.9	-1.8	-1.0
CHICAGO - O'HARE	827 679	-6.1	3.4	7.1
DALLAS FORT WORTH	657 842	-3.8	2.3	3.5
DENVER	607 019	-2.0	2.1	3.1
LOS ANGELES - INTERNATIONAL	544 406	-9.5	3.9	8.9
HOUSTON - INTERCONTINENTAL	538 168	-6.6	2.7	-1.2
PARIS-CDG	525 314	-6.2	-6.3	-9.4
LAS VEGAS - MC CARRAN	511 072	-11.7	-4.0	-1.0
CHARLOTTE, NC	509 358	-5.0	-3.5	2.8
BEIJING - CAPITAL	487 918	13.6	5.6	5.9
PHILADELPHIA	472 668	-3.9	-7.1	-1.8
LONDON HEATHROW	466 318	-2.4	3.1	-9.1
FRANKFURT	463 111	-4.7	0.0	-3.4
PHOENIX - SKY HARBOR	457 207	-9.0	-1.9	-2.2
MADRID - BARAJAS	435 179	-7.4	0.0	-0.6
<b>Total*</b>	<b>63 947 603</b>	<b>-5.5</b>	<b>-0.7</b>	<b>0.8</b>



Airports	Cargo and mail (thousand tons)	09/08 (%)	1st quarter 10/09 (%)	2nd quarter 10/09 (%)
MEMPHIS	3 697	0.0	8.8	9.2
HONG KONG	3 385	-7.5	33.8	35.6
SHANGAI - PUDONG	2 543	-2.3	59.0	43.1
SEOUL INCHEON	2 313	-4.6	29.2	25.4
PARIS-CDG	2 055	-9.9	10.2	22.9
ANCHORAGE **	1 990	-14.9	40.2	125.3
LOUISVILLE	1 949	-1.3	16.8	14.6
DUBAI	1 928	5.6	28.1	24.1
FRANKFURT	1 888	-11.5	31.5	29.5
TOKYO NARITA	1 852	-11.8	41.9	28.5
SINGAPORE	1 661	-11.8	18.1	14.4
MIAMI	1 557	-13.8	24.0	26.5
LOS ANGELES - INTERNATIONAL	1 513	-7.4	26.2	24.6
BEIJING - CAPITAL	1 476	7.9	15.1	6.5
TAIPEI	1 358	-9.0	70.3	47.4
<b>Total*</b>	<b>71 300</b>	<b>-8.2</b>	<b>20.5</b>	<b>24.8</b>



\* ACI : (900 airports)

\*\* ANC data includes transit freight and not included in regional totals

## Orders and deliveries of commercial aircraft\* commercial customers only, including aircraft leasing companies

### Deliveries

Deliveries	2009	09/08 (%)	1st quarter 2010	2nd quarter 2010
Airbus	489	1,2	117	124
Boeing	479	27,7	105	114
Antonov	3	200,0	0	4
ATR	34	-38,2	6	20
Bombardier	121	10,0	16	18
Embraer	122	-24,7	19	29
Tupolev	10	42,9	0	1

### Orders

Orders	2009	09/08 (%)	1st quarter 2010	2nd quarter 2010
Airbus	271	-186,7	59	64
Boeing	142	-366,2	97	88
Antonov	31	n.a.	0	30**
ATR	36	19,4	nc	42**
Bombardier	88	-29,5	58	29
Embraer	103	-70,9	20	50
Sukhoi	29	n.a.	0	0
Tupolev	30	-200	0	16

### Deliveries by aircraft type

Deliveries	Type	2009	1st quarter 2010	2nd quarter 2010
Airbus	A318	6	0	1
	A319	88	13	12
	A320	221	68	69
	A321	87	15	16
	A330	67	17	21
	A340	10	1	1
	A380	10	3	4
Boeing	B737	370	83	95
	B747	8	0	0
	B767	13	3	3
	B777	88	19	16
Antonov	AN148	3	0	4
ATR	ATR72	4	6	20
Bombardier	CRJ	64	4	6
	Qseries	57	12	12
Embraer	ERJ145	7	1	2
	EMB170	22	3	4
	EMB175	11	1	3
	EMB190	62	12	15
	EMB195	20	2	5
Tupolev	TU204	9	0	1

### Orders by aircraft type

Orders	Type	2009	1st quarter 2010	2nd quarter 2010
Airbus	A318	0	0	0
	A319	32	0	10
	A320	159	10	10
	A321	19	0	5
	A330	45	24	5
	A340	0	0	2
	A350	22	25	0
	A380	4	0	32
Boeing	B737	178	72	44
	B747	2	0	1
	B767	2	0	2
	B777	19	0	38
	B787	0	25	3
Antonov	AN148	31	0	30**
ATR	ATR72	32	nc	42**
Bombardier	CRJ	40	3	nc
	Qseries	48	15	nc
	Cseries		40	nc
Embraer	total	103	20	50
Sukhoi	SJ100	29	0	0
Tupolev	TU204	30	0	16

\* Source : Aircraft manufacturer

\*\* First six months of the year

This information is taken from the "ENAC Air Transport databases"

For more information on the databases, please contact Mr Mehrdad FARZINPOUR (mehrdad.farzinpour@enac.fr) or Mr Bertrand VIDEAU (bertrand.vidéau@enac.fr)

[www.enac.fr/recherche/leea/database.htm](http://www.enac.fr/recherche/leea/database.htm)